

Co2 Emission Reduced

- ◇ Data Reference Electricity bills
- ◇ Emission factor *0.71(CEA)
- ◇ Yearly from 2019-2023
- ◇ Consumption data of Symbiosis Institute of International Business (Energy and Environment)

Selco Solar BSC
via
National
Olympiad
management

- ◇ Quarter Finals

Year	Grid KWH	Solar Generation	Solar Export KWH	Solar Con	SIIB Consumption	Total Bill(Rs)	Total Consumption KWH
2019	118,609	0	0	0	118,609	0	130,982
2020	48,071	105,611	30,785	74,826	122,897	625,150	17,285
2021	47,989	100,715	33,869	66,846	114,835	864,220	14,120
2022	68,674	100,523	37,530	62,993	131,667	1,230,210	31,144
2023	28,178	54222.63	17,399	36,824	65,002	420,800	21,144

Year	Solar Generation
2019	0
2020	105,611
2021	100,715
2022	100,523
2023	54222.63

2023- Operation based solar Panel helped save around 10+ lakhs Annual

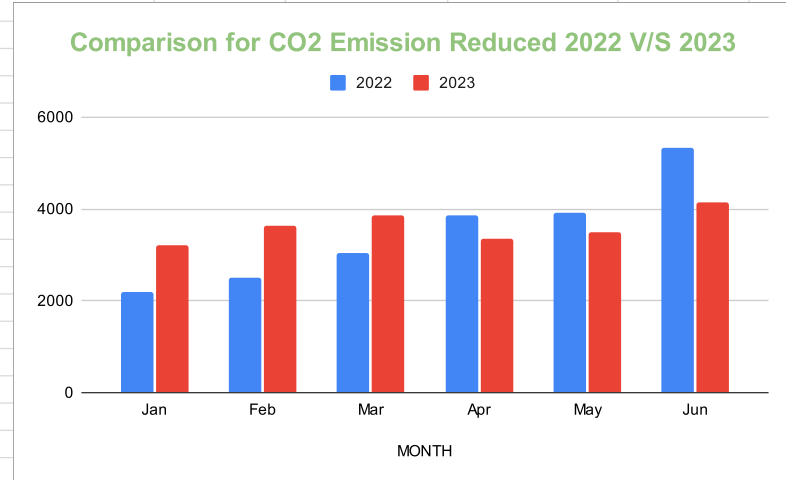
A look at the three P's

People, planet and profit represent the three tenets of the triple bottom line business concept.



Comaprison for CO2 Emission Reduced 2022 V/S 2023

CO2 Emission reduced kgCO2e		
MONTH	2023	2022
Jan	3215.59	2203.84
Feb	3645.85	2499.2
Mar	3867.37	3048.74
Apr	3339.13	3844.65
May	3493.91	3907.13
Jun	4143.56	5323.58

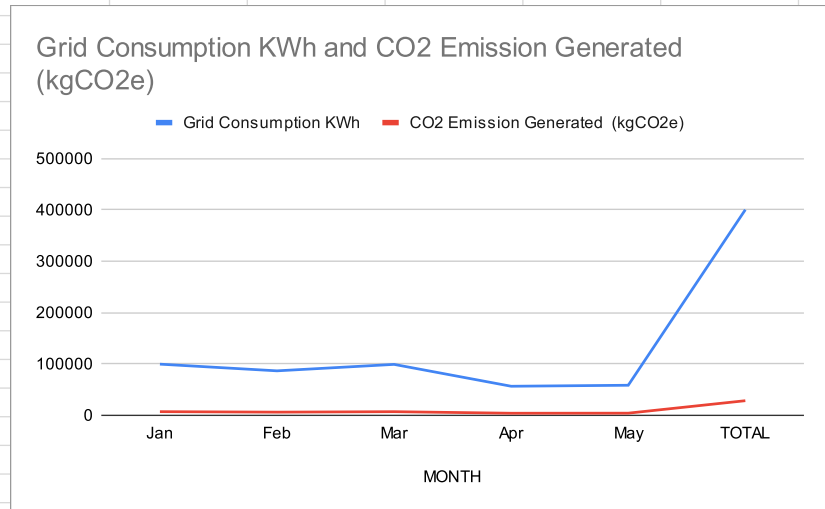


Grid v/s solar consumption 2022 V/S 2023

MONTH	2023	
	Grid Consumption	Solar Consumption
Jan	5189	4529
Feb	4441	5135
Mar	4,662	5447
Apr	4,680	4703
May	5,941	4921
Jun	7,062	5836

Grid Consumption	Solar Consumption
4460	3,104
3940	3,520
4,541	4,294
4,295	5,415
4,171	5,503
7,634	7,498

2023 DATA		
MONTH	Grid Consumption KWh	CO2 Emission Generated (kgCO2e)
Jan	99607	7072.097
Feb	86579	6147.109
Mar	99144	7039.224
Apr	56578	4017.038
May	58516	4154.636
TOTAL	400424	28430.104



2019 DATA

MONTH	Consumption KWH	Solar Generation	Solar Export KWH	Difference	Total Bill(Rs)	Total Consumption KWH	
JAN	12,728	0	0	0	3,56,220.00	12,728	
FEB	12,984	0	0	0	3,53,990.00	12,984	
MAR	13,202	0	0	0	2,13,240.00	13,202	
APR	11,324	0	0	0	1,95,470.00	11,324	
MAY	11,150	0	0	0	1,04,480.00	11,150	
JUN	15,090	0	0	0	2,52,630.00	15,090	
JUL	10,004	0	0	0	1,42,930.00	10,004	
AUG	8,692	0	0	0	1,51,810.00	8,692	
SEP	9,968	0	0	0	2,07,620.00	9,968	
OCT	9,402	0	0	0	1,68,540.00	9,402	
NOV	1,582	2897	7818	6,236	1,71,750.00	9,400	
DEC	2,483	2,647	4555	2,072	1,38,690.00	7,038	
Total	118,609	5,544	12,373	8,308	0	130,982	

2020 DATA						
MONTH	Consumption KWH	Solar Generation	Solar Export KWH	Difference KWH	Total Bill(Rs)	Total Consumption KWH
JAN	6,014.00	6,950	2,608.00	3,406.00	95,070.00	3,406.00
FEB	6,383.00	8,064.00	2,129.00	4,254.00	110,010.00	4,254.00
MAR	0.00	7,344.00	0.00	0.00	0.00	0.00
APR	3,017.00	21,832.00	2,092.00	925.00	-63,290.00	925.00
MAY	2,700.00	7364	1,903.00	797.00	-11,330.00	797.00
JUN	3,570.00	6,482.00	2,621.00	949.00	56,400.00	949.00
JUL	4,339.00	8,157.00	3,188.00	1,151.00	73,030.00	1,151.00
AUG	4,690.00	6,298.00	3,560.00	1,130.00	73,230.00	1,130.00
SEP	4,141.00	7,579.00	3,057.00	1,084.00	71,560.00	1,084.00
OCT	4,602.00	8,376.00	3,382.00	1,220.00	73,620.00	1,220.00
NOV	4,085.00	8,698.00	2,935.00	1,150.00	72,580.00	1,150.00
DEC	4,530.00	8,467.00	3,310.00	1,219.00	74,270.00	1,219.00
Total	48071	105611	30785	17285	625150	17285

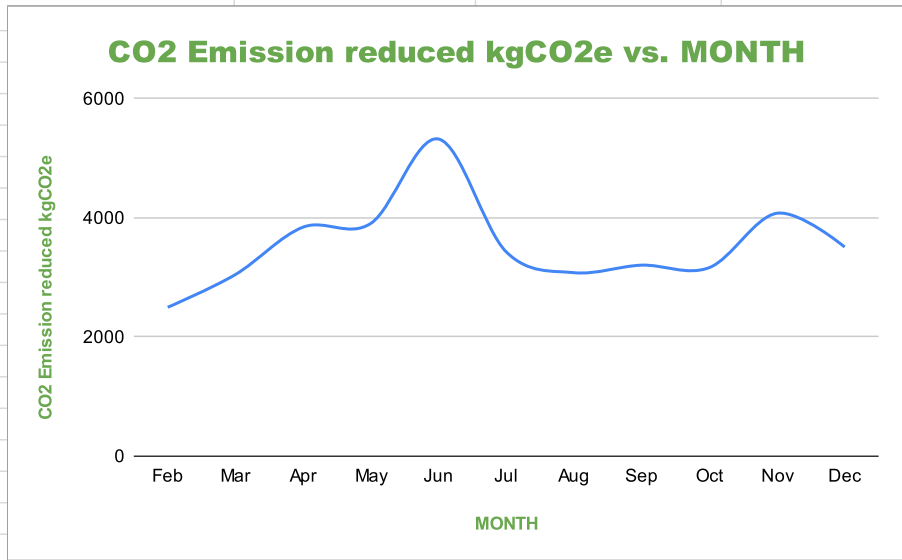
2021 DATA						
MONTH	Consumption KWH	Solar Generation	Solar Export KWH	Difference	Total Bill(Rs)	Total Consumption KWH
JAN	4,300	7,376	3,073	1,227	73,930	1,227
FEB	4,154	9,577	3,016	1,138	72,730	1,138
MAR	4,942	11,708	3,426	1,516	78,300	1,516
APR	3,866	9,996	2,745	1,121	72,370	1,121
MAY	3,639	9,161	2,562	1,077	6,010	1,077
JUN	1,273	7,719	126	1,147	82,880	1,147
JUL	4,581	7,514	3,351	1,230	82,520	1,230
AUG	4,183	7,076	3,073	1,110	79,050	1,110
SEP	4,160	6,895	2,995	1,165	80,620	1,165
OCT	4,217	9,924	3,057	1,160	78,590	1,160
NOV	3,868	6,289	2,853	1,015	76,290	1,015
DEC	4,806	7,480	3,592	1,214	80,930	1,214
Total	47989	100715	33869	14120	864220	14120

Year	MONTH	Consumption KWH	Solar Generation	Solar Export KWH	Difference	Total Bill(Rs)	Total Consumption KWH
2019	January	12,728	0	0	0	3,56,220.00	12,728
2020	January	6,014.00	6,950	2,608.00	3,406.00	95,070.00	3,406.00
2021	January	4,300	7,376	3,073	1,227	73,930	1,227
2022	January	4,460	7,661	3,253	1,207	80,340	1,207
2023	January	5,189	8,787	3,642	1,547	93,730	1,547
2019	Febuary	12,984	0	0	0	3,53,990.00	12,984
2020	Febuary	6,383.00	8,064.00	2,129.00	4,254.00	110,010.00	4,254.00
2021	Febuary	4,154	9,577	3,016	1,138	72,730	1,138
2022	Febuary	11,150	0	0	0	1,04,480.00	11,150
2023	Febuary	4,541	8,478	3,309	1,232	79,380	1,232
2019	March	13,202	0	0	0	2,13,240.00	13,202
2020	March	0.00	7,344.00	0.00	0.00	0.00	0.00
2021	March	4,942	11,708	3,426	1,516	78,300	1,516
2022	March	4,541	8,478	3,309	1,232	79,380	1,232
2023	March	4,662	11,666	3,292	1,370	90,660	1,370
2019	April	11,324	0	0	0	1,95,470.00	11,324
2020	April	3,017.00	21,832.00	2,092.00	925.00	-63,290.00	925.00
2021	April	3,866	9,996	2,745	1,121	72,370	1,121
2022	April	4,295	10,515	3,139	1,156	0	1,156
2023	April	2,950	9,173	3,221	-271		-271
2019	May	11,150	0	0	0	1,04,480.00	11,150
2020	May	2,700.00	7364	1,903.00	797.00	-11,330.00	797.00
2021	May	3,639	9,161	2,562	1,077	6,010	1,077
2022	May	4,171	11,194	2,998	1,173	71,610	1,173
2023	May	3,874	7,539	1,982	1,892		1,892
2019	June	15,090	0	0	0	2,52,630.00	15,090
2020	June	3,570.00	6,482.00	2,621.00	949.00	56,400.00	949.00
2021	June	1,273	7,719	126	1,147	82,880	1,147
2022	June	9,968	0	0	0	2,07,620.00	9,968
2023	June	7,634	9,288	4,260	3,374	136,670	3,374
2019	July	10,004	0	0	0	1,42,930.00	10,004

2020	July	4,339.00	8,157.00	3,188.00	1,151.00	73,030.00	1,151.00
2021	July	4,581	7,514	3,351	1,230	82,520	1,230
2022	July	8,063	6,112	3,465	4,598	151,210	4,598
2023	July	0	0	0	0	0	0
2019	August	8,692	0	0	0	1,51,810.00	8,692
2020	August	4,690.00	6,298.00	3,560.00	1,130.00	73,230.00	1,130.00
2021	August	4,183	7,076	3,073	1,110	79,050	1,110
2022	August	6,868	5,894	1,556	5,312	158,260	5,312
2023	August	0	0	0	0	0	0
2019	September	9,968	0	0	0	2,07,620.00	9,968
2020	September	4,141.00	7,579.00	3,057.00	1,084.00	71,560.00	1,084.00
2021	September	4,160	6,895	2,995	1,165	80,620	1,165
2022	September	8,689	5,622	1,106	7,583	195,100	7,583
2023	September	0	0	0	0	0	0
2019	October	9,402	0	0	0	1,68,540.00	9,402
2020	October	4,602.00	8,376.00	3,382.00	1,220.00	73,620.00	1,220.00
2021	October	4,217	9,924	3,057	1,160	78,590	1,160
2022	October	5,240	9,238	3,770	1,470	94,180	1,470
2023	October	0	0	0	0	0	0
2019	November	1,582	2897	7818	6,236	1,71,750.00	9,400
2020	November	4,085.00	8,698.00	2,935.00	1,150.00	72,580.00	1,150.00
2021	November	3,868	6,289	2,853	1,015	76,290	1,015
2022	November	5,271	9,475	3,761	1,510	93,020	1,510
2023	November	0	0	0	0	0	0
2019	December	2,483	2,647	4555	2,072	1,38,690.00	7,038
2020	December	4,530.00	8,467.00	3,310.00	1,219.00	74,270.00	1,219.00
2021	December	4,806	7,480	3,592	1,214	80,930	1,214
2022	December	5,502	8,967	4,022	1,480	92,460	1,480
2023	December	0	0	0	0		0

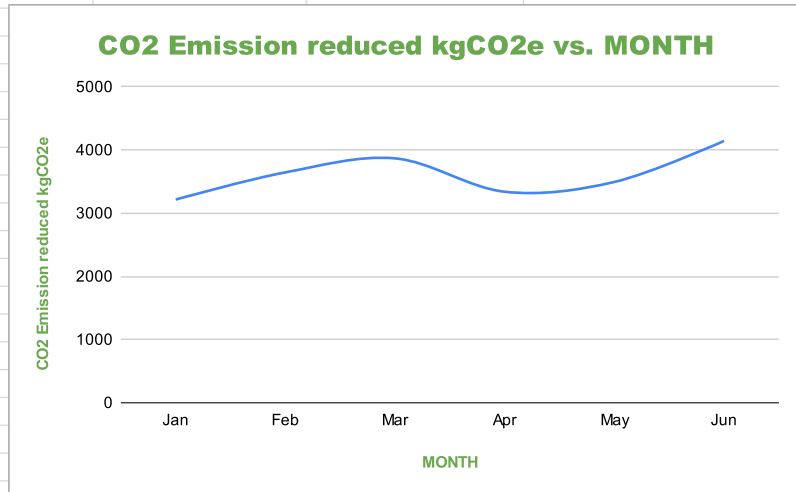
2022 DATA						
MONTH	Total solar Generation KWH	Solar Export KWH	Solar Consumption KWH	Grid Consumption KWH	Total Consumption KWH	2 Emission reduced kgCO2e
Jan	7661	4557	3,104	4460	7,564	2203.84
Feb	8079	4559	3,520	3940	7,460	2499.2
Mar	8,478	4,184	4,294	4,541	8,835	3048.74
Apr	10,515	5,100	5,415	4,295	9,710	3844.65
May	11,194	5,691	5,503	4,171	9,674	3907.13
Jun	9,288	1,790	7,498	7,634	15,132	5323.58
Jul	6112	1281	4,831	8063	12,894	3430.01
Aug	5894	1556	4,338	6868	11,206	3079.98
Sep	5622	1106	4,516	8689	13,205	3206.36
Oct	9238	4780	4,458	5240	9,698	3165.18
Nov	9475	3732	5,743	5271	11,014	4077.53
Dec	8967	4022	4,945	5502	10,447	3510.95
Total	100523	42358	58,165	68674	126,839	41297.15

MONTH	CO2 Emission reduced kgCO2e
Jan	2203.84
Feb	2499.2
Mar	3048.74
Apr	3844.65
May	3907.13
Jun	5323.58
Jul	3430.01
Aug	3079.98
Sep	3206.36
Oct	3165.18
Nov	4077.53
Dec	3510.95



2023 DATA						
MONTH	solar Generation KWH	Solar Export KWH	Solar Consumption KWH	Grid Consumption KWH	Total Consumption KWH	CO2 Emission reduced kgCO2e
Jan	8787	4258	4,529	5189	9,718	3215.59
Feb	9629	4494	5,135	4441	9,576	3645.85
Mar	11,666	6,219	5,447	4,662	10,109	3867.37
Apr	10,016	5,313	4,703	4,680	9,383	3339.13
May	8,073	3,152	4,921	5,941	10,862	3493.91
Jun	7,428	1,592	5,836	7,062	12,898	4143.56
TOTAL	55599	25028	30,571	31975	62,546	21705.41

MONTH	CO2 Emission reduced kgCO2e
Jan	3215.59
Feb	3645.85
Mar	3867.37
Apr	3339.13
May	3493.91
Jun	4143.56



2023 DATA						
MONTH	solar Generation KWH	Solar Export KWH	Solar Consumption KWH	Grid Consumption KWH	Total Consumption KWH	ission reduced kgCO2e
Jan	8787	4258	4,529	5189	9,718	3215.59
Feb	9629	4494	5,135	4441	9,576	3645.85
Mar	11,666	6,219	5,447	4,662	10,109	3867.37
Apr	10,016	5,313	4,703	4,680	9,383	3339.13
May	8,073	3,152	4,921	5,941	10,862	3493.91
Jun	7,428	1,592	5,836	7,062	12,898	4143.56
TOTAL	55599	25028	30,571	31975	62,546	21705.41

2023 DATA		
MONTH	Cylinder Consumption Kg	CO2 Emission Generated (kgCO2e)
Jan		0
Feb		0
Mar		0
Apr		0
May		0
TOTAL	0	0